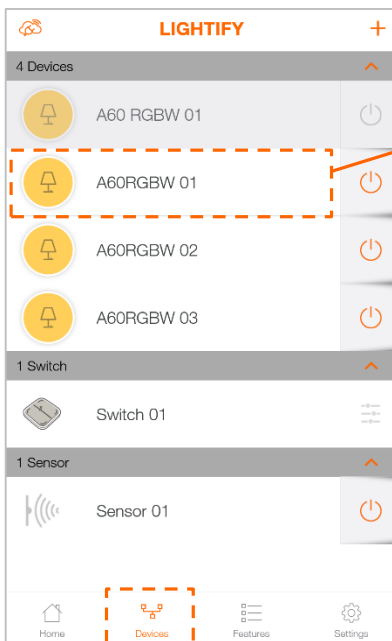


Light is OSRAM

Edit Device Names in the LIGHTIFY App

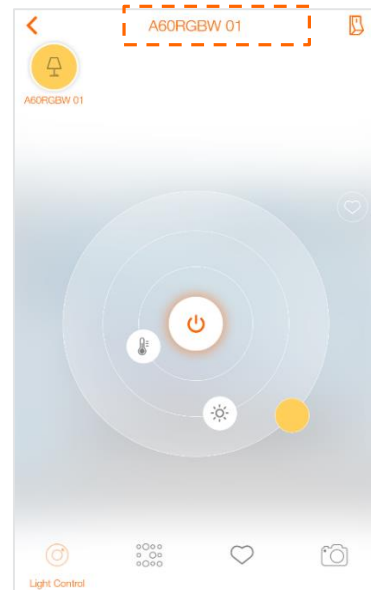
How do I change the device name in my LIGHTIFY app?

Step 1: Open „Devices“ in the app menu

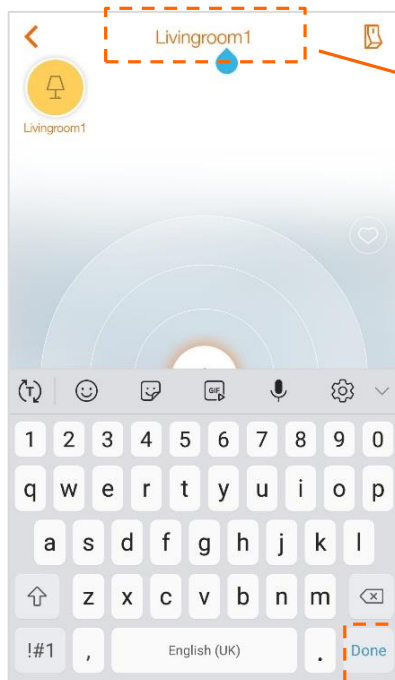



Step 2: Tap on the device you want to customize

Step 3: You can change the device settings on this screen by tapping on the name of the device



Step 4: Give your device a customize name



Step 5: After editing the name you have to tap „Done“ to save it.

NOTICE:
Please follow the next steps in your Amazon Alexa App: „Menue → Smart Home → Add devices“ all changes in the LIGHTIFY system will be automatically forwarded to your Alexa account!

