





# Troubleshooting

## HBO® Mercury Short Arc Lamps

There are a number of reasons why a lamp may not give satisfactory performance. The following may help you to locate and correct the more common problems that can cause failure, and ensure longer life for the replacement lamp.

	Symptom	Fault	Remedy
	1. Connector base discolored	Connector base overheated above 230 °C due to: <ul style="list-style-type: none"> <li>- Faulty electrical connection</li> <li>- Improper lamp cooling</li> <li>- Improper operating current</li> </ul>	Check electrical connections and cooling conditions: <ul style="list-style-type: none"> <li>- Tighten or replace</li> <li>- Check operating current</li> <li>- Check cooling system (forced or convection)</li> </ul>
	2. Base cement blackened	Connector base overheated; improper lamp cooling	Check electrical connections and cooling conditions
	3. Severe electrical damage on cathode, Electrode tip melted in spherical pattern	Reversed polarity due to: <ul style="list-style-type: none"> <li>- Electrical connection incorrectly applied to lamp</li> <li>- Incorrect wiring</li> <li>- Wrong lamp installed</li> </ul>	<ul style="list-style-type: none"> <li>- Check polarity, correct connection if necessary</li> <li>- Check equipment and set-up</li> <li>- Check lamp type</li> </ul>
	4. Abnormal deformations of the electrode tips	<ul style="list-style-type: none"> <li>- High current ripple</li> <li>- Lamp operated outside current control range (Overshooting)</li> </ul>	<ul style="list-style-type: none"> <li>- Check current setting</li> <li>- Ensure proper quality current (low current ripple)</li> <li>- Check rectifier/power supply for starting inrush and pulse-mode current peak and minimum.</li> </ul>

Display/Optic Laboratory  
 OSRAM SYLVANIA  
 c/o Danzas AEI  
 8470 Gran Vista Street  
 El Paso, TX 79907  
 Phone: 915-775-2939  
 Fax: 915-775-2924  
 Ordering Code: FO177 R1  
 January 2007