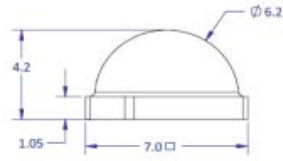


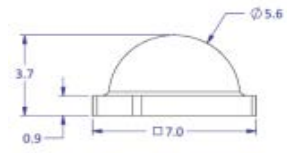
Product End-of-Life (EOL) Notification		
AFFECTED PART NUMBER(S): LZ4-x0CW00 LZ4-x0NW00 LZ4-x0WW00		EOL No. 11
PART DESCRIPTION: LZ4 Cool White, Neutral White, Warm White Emitter Series		DATE: 4/15/2014
RECOMMENDED REPLACEMENT PART NUMBER(S):		
Affected P/Ns	Replacement P/Ns	Description of Replacement Part
LZ4-x0xx00	LZ4-x0xx08	<i>Form, fit and function compatible with affected P/Ns, but note that:</i> 1. Emitter thermal resistance is 2.8C/W 2. Primary lens diameter is 5.6mm (vs. 6.2mm for affected P/Ns), beam angle remains the same, see next page. 3. Substrate thickness 0.9mm (vs. 1.05mm for affected P/Ns)
xx = CW, NW, WW		
REASON FOR EOL: Availability of better performing LED dies whose electrical polarity is reversed to that of older generation dies		
LAST ORDER DATE: LED Engin will continue to accept order for the affected part numbers until inventory is depleted.		LAST SHIPMENT DATE: N/A
DISPOSITION OF EXISTING INVENTORY: LED Engin will continue to ship the affected part numbers until inventory is depleted.		
NOTE: N/A		
CONTACT PERSON: Erin Tjahjono Product Manager 651 River Oaks Parkway San Jose, CA 95134 etjahjono@ledengin.com		

Mechanical Dimension

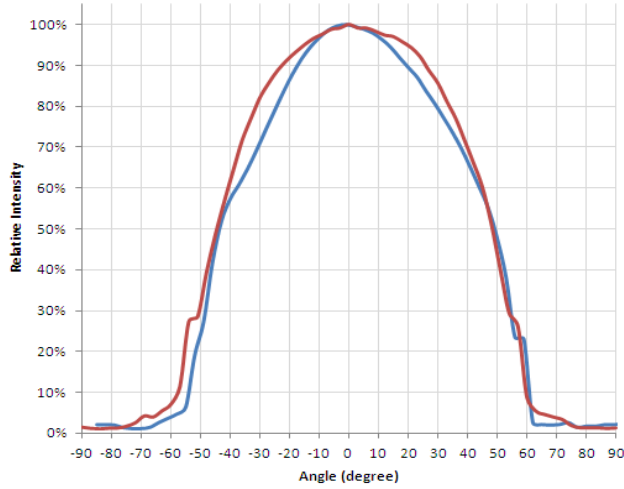
LZ4-00xx00



LZ4-00xx08



Beam Profile comparison between LZ4-00xW00 and LZ4-00xW08



Emitter	FWHM (deg)	FW10% (deg)
LZ4-00xW00 (Old)	92.6	115.1
LZ4-00xW08 (New)	92.9	117.8

— LZ4-00xW00 (Old)
 — LZ4-00xW08 (New)