

Light is OSRAM

OSRAM TEC Flex IP66

The installation is easy also in dry and damp environments

TFP300/1000/2000-G1



Application Areas

Architectural lighting
Integration into coves, walls, object and furniture integration
Dry and damp environments, outdoor (UV-resistant)

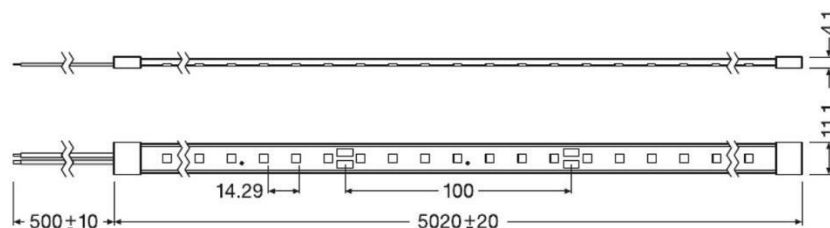
Standards

CE, ENEC, RoHS

Features & Benefits

- 24V Constant Voltage Dimmable IP66 LED strip
- Constant flux over length and power supply variations thanks to active IC on each single unit
- Luminous flux range: 300lm/m, 1000lm/m, 2000lm/m
- Color temperature: 2700K, 3000K, 3500K, 4000K, 5000K, 6500K
- Single color bin in 3SDCM
- High Efficiency (up to 140lm/W) enabling energy saving also in general illumination
- Fast and reliable protection for accidental reverse power supply
- Robust ESD protection
- Improved self-adhesive backside for easy and reliable mounting
- Cables soldered one side for quick and safe installation
- Long lifetime: 50.000 hours
- 5 Years OSRAM Guarantee
- System solution in combination with OSRAM 24V Constant Voltage LED drivers, optional connectors, mounting accessories

Dimension & Length



Lowest Bending Radius = 50mm
Number LED/m = 70
Pre-soldered wires on one side
*end cap is included

Electrical & Output data

















Nominal Voltage	24.0 V
Reverse voltage protection up to	25.0 V
Temperature range in operation @ Tc point	-25...+80 °C
Storage Temperature	-30...+85 °C
Ambient Temperature with profile**	-25...+50 °C

Technical data

GENERAL

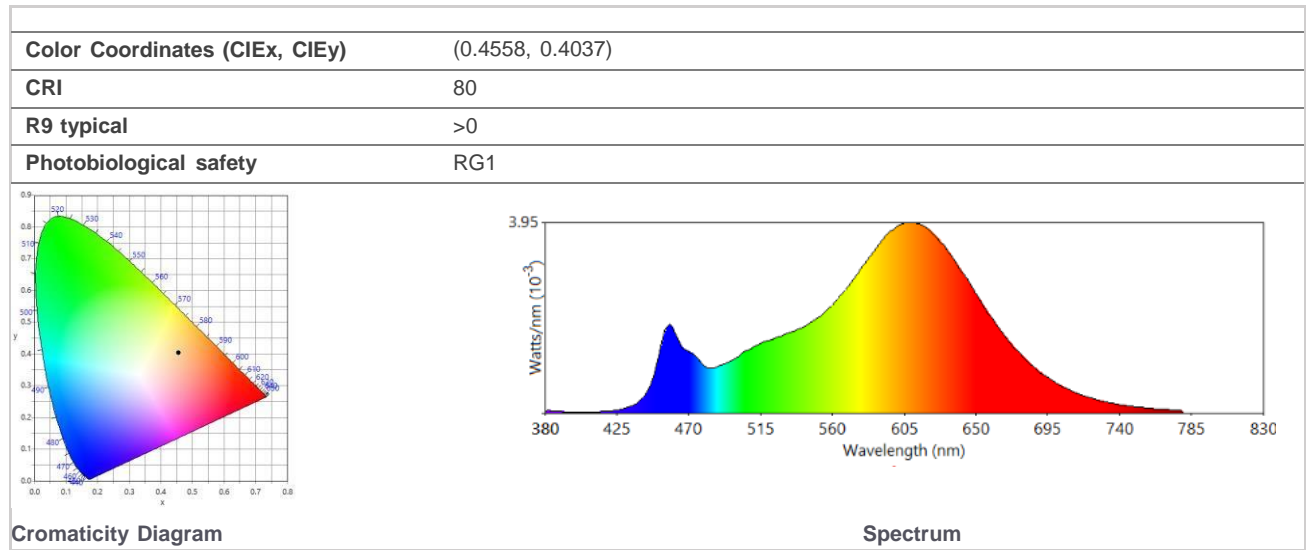
Dimmable	Pulse width modulation (PWM)
Dimming range	1...100%
Lifetime	50.000 hrs (L70B50 & L80B50, Tp rated)
Adhesive tape on backside	3M
Complementary systems	Connectors, Profiles and covers, OPTOTRONIC drivers and dimmers
Minimum bending radius	5 cm
Protection type	IP66
Classification acc. to IEC 62031	Built-in

REFERENCE DATA

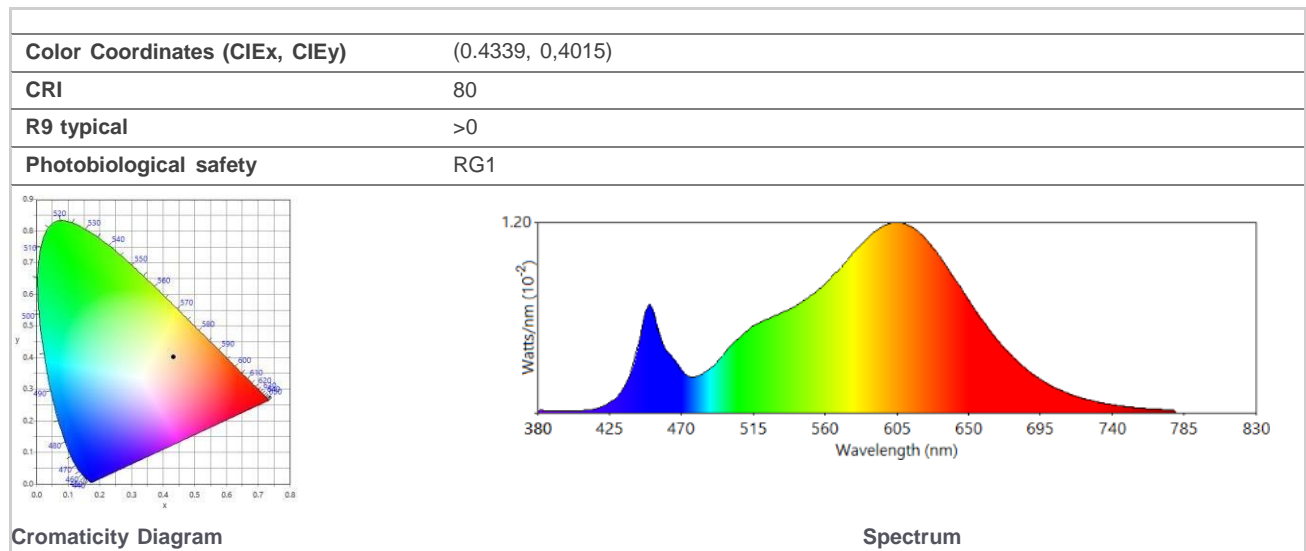
TFP		Nominal CCT*	CRI	Lm/m	W/m	Luminous efficacy lm/W	LEDs/m	Performance Temp. Tp °C	Length m
TFP300-G1-827		2700 K	>80	340	2.8	121	70	30	5
TFP300-G1-830		3000 K	>80	350	2.8	125	70	30	5
TFP300-G1-840		4000 K	>80	360	2.8	129	70	30	5
TFP300-G1-850		5000K	>80	370	2.8	132	70	30	5
TFP300-G1-865		6500 K	>80	360	2.8	129	70	30	5
TFP1000-G1-827		2700 K	>80	1080	9.5	114	70	40	5
TFP1000-G1-830		3000 K	>80	1160	9.5	122	70	40	5
TFP1000-G1-835		3500 K	>80	1120	9.5	118	70	40	5
TFP1000-G1-840		4000 K	>80	1170	9.5	123	70	40	5
TFP1000-G1-850		5000K	>80	1190	9.5	125	70	40	5
TFP1000-G1-865		6500 K	>80	1180	9.5	124	70	40	5
TFP2000-G1-827		2700 K	>80	1740	15.5	112	70	50	5
TFP2000-G1-830		3000 K	>80	1940	15.5	125	70	50	5
TFP2000-G1-835		3500 K	>80	1970	15.5	127	70	50	5
TFP2000-G1-840		4000 K	>80	2010	15.5	130	70	50	5
TFP2000-G1-850		5000K	>80	2040	15.5	132	70	50	5
TFP2000-G1-865		6500 K	>80	2010	15.5	130	70	50	5

Photometrics characteristics

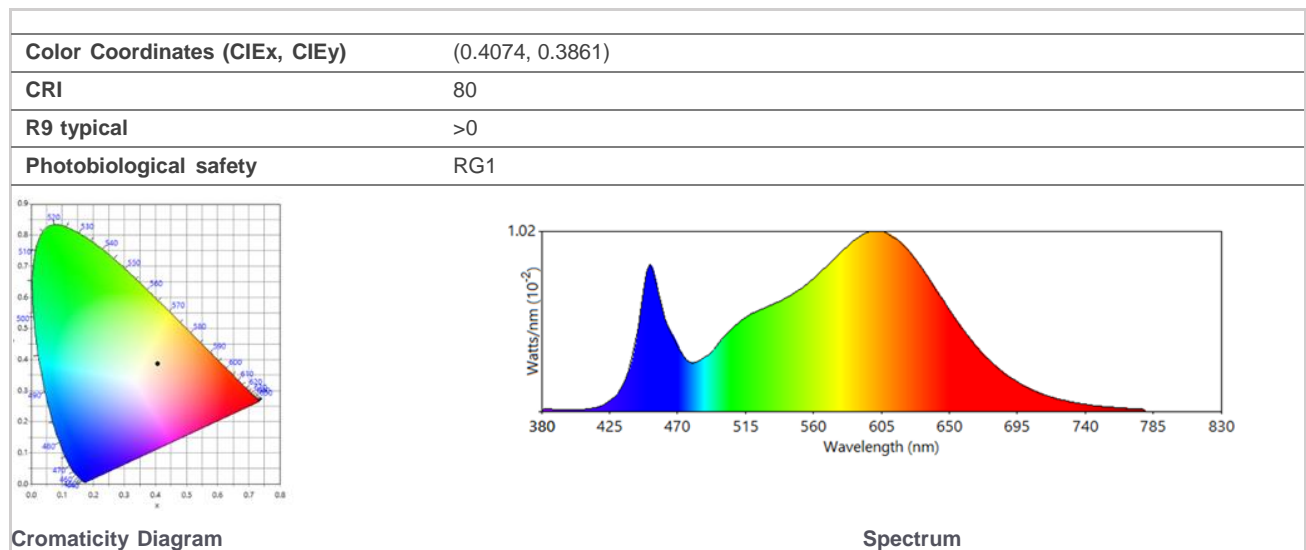
TFPx00-G1-827



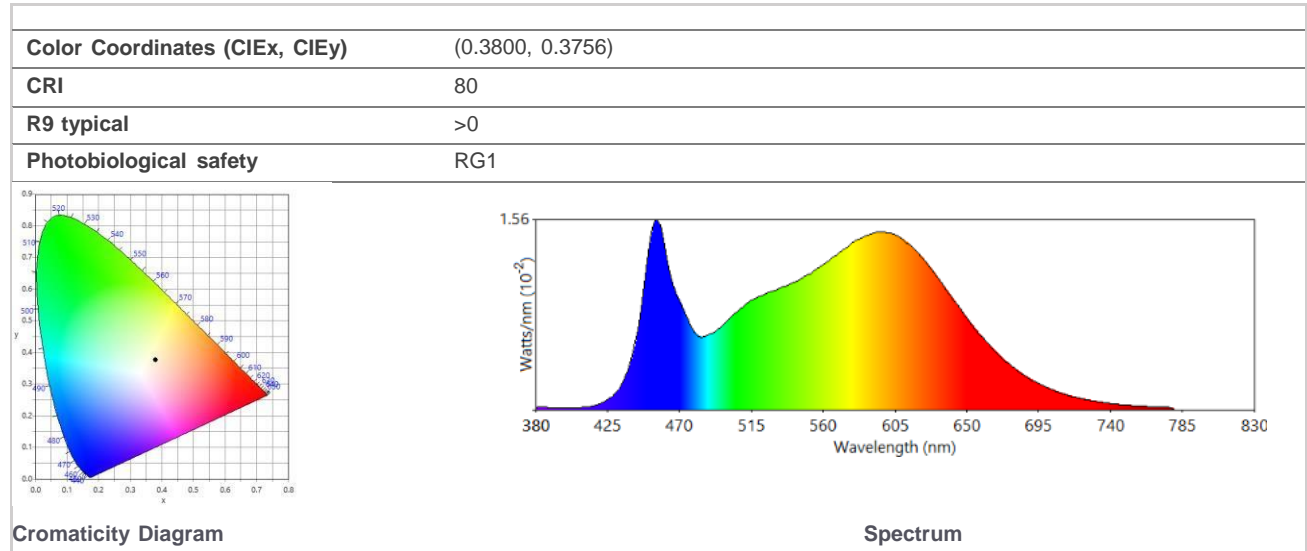
TFPx00-G1-830



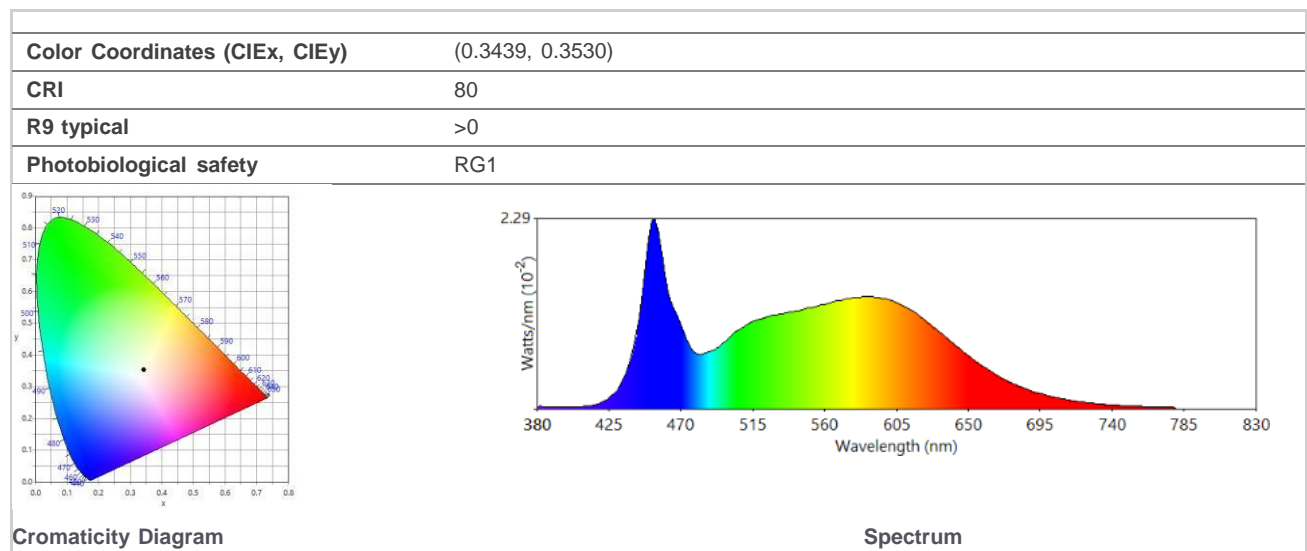
TFPx00-G1-835



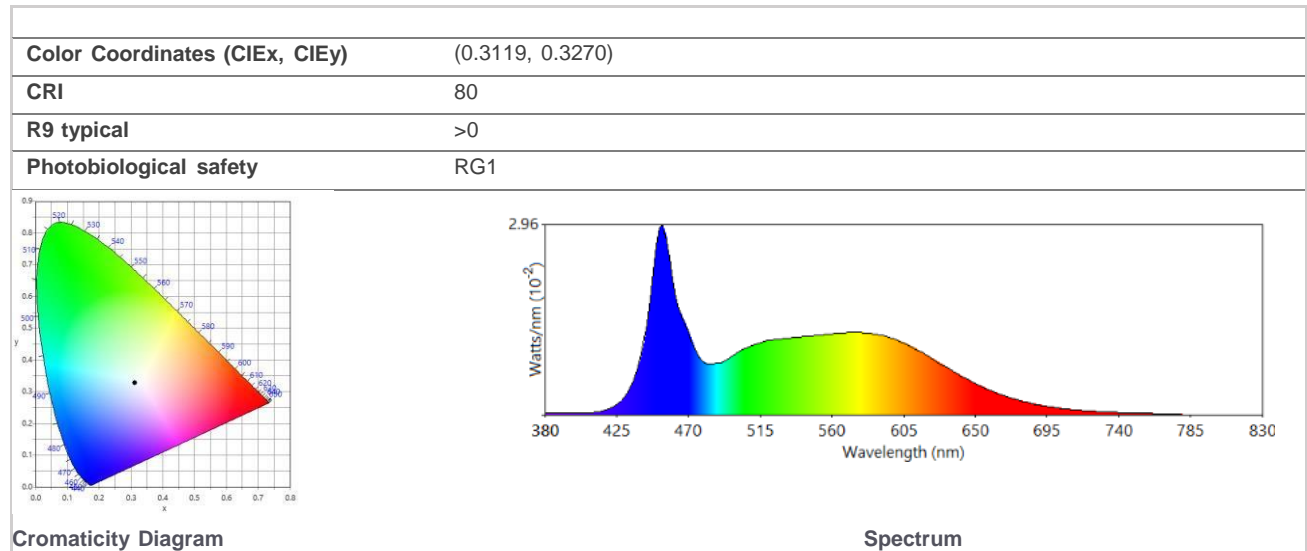
TFPx00-G1-840



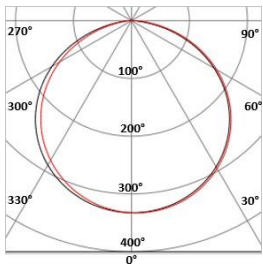
TFPx00-G1-850



TFPx00-G1-865

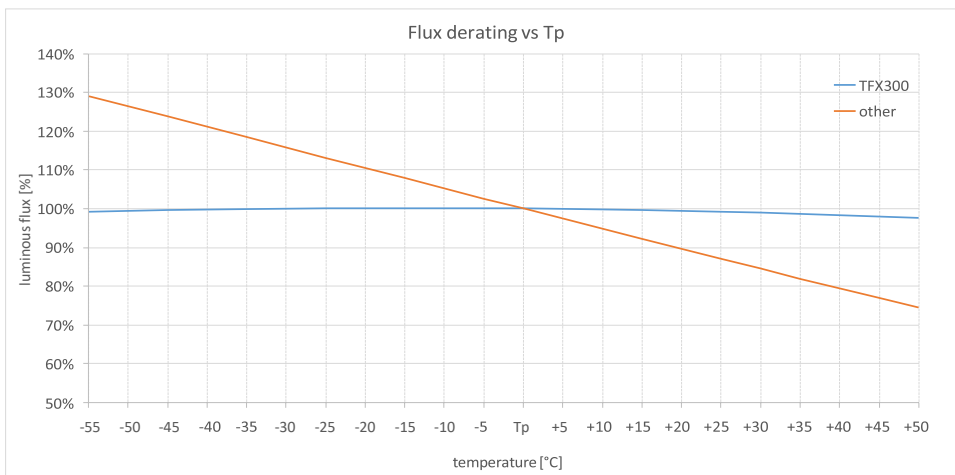


Light Distribution



C0-C180 ———
 C90-C270 ———

Luminous Flux maintenance according to Tp value



Note: Light flux varies with the temperature measured @Tc point; nominal values is given @Tc = Tp. Flux increases when Tc decreases.

Lumen maintenance for TEC Flex Protect




Supply Voltage	Tp Temperature	L80B10	L80B50	L70B10	L70B50
24V	45°C	>50.000	>50.000	>50.000	>50.000
24V	55°C	>50.000	>50.000	>50.000	>50.000
24V	65°C	>50.000	>50.000	>50.000	>50.000
24V	70°C	>50.000	>50.000	>50.000	>50.000

Ordering Data

Product description	Product code (EAN10)	Dimensions (length x width x height)	Package content* (EAN40)
TFP300-G1-827	4062172106627	280X 305X 180mm	1x Led strip
TFP300-G1-830	4062172106641	280X 305X 180mm	1x Led strip
TFP300-G1-840	4062172106665	280X 305X 180mm	1x Led strip
TFP300-G1-850	4062172106689	280X 305X 180mm	1x Led strip
TFP300-G1-865	4062172106702	280X 305X 180mm	1x Led strip
TFP1000-G1-827	4062172106726	280X 305X 180mm	1x Led strip
TFP1000-G1-830	4062172106740	280X 305X 180mm	1x Led strip
TFP1000-G1-835	4062172251402	280X 305X 180mm	1x Led strip
TFP1000-G1-840	4062172106764	280X 305X 180mm	1x Led strip
TFP1000-G1-850	4062172106788	280X 305X 180mm	1x Led strip
TFP1000-G1-865	4062172106801	280X 305X 180mm	1x Led strip
TFP2000-G1-827	4062172106825	280X 305X 180mm	1x Led strip
TFP2000-G1-830	4062172106849	280X 305X 180mm	1x Led strip
TFP2000-G1-835	4062172251426	280X 305X 180mm	1x Led strip
TFP2000-G1-840	4062172106863	280X 305X 180mm	1x Led strip
TFP2000-G1-850	4062172106887	280X 305X 180mm	1x Led strip
TFP2000-G1-865	4062172106900	280X 305X 180mm	1x Led strip

*Each LED strip comes with 1 bottle of glue (5g), 10 endcaps, 40 screws, 20clips















Optional Accessories

Product Type	Product description	Product code	Package content
 Connector	FX-SC08-G2-C2PF-IP54-0500	4052899464889	20x Connector (500mm wire)
 Silicon boot	FX-SC08-G2-BTJ-IP54	4052899568853	25x Silicon boot
 Jumper	FX-SC08-G2-CT4PJ	4052899464858	25x Jumper
















Note: All TEC Flex LED strips are fully compatible with OSRAM OT and OTi LED drivers and dimmers.

Profile System Combinations

Maximum recommended ambient temperature in case of surface mounting.

		 Surface mounting		TFP300	TFP1000	TFP2000
Type	Product Description	Product code (EAN)	Ambient Temperature °C			
	Slim Track LTS-2000	4062172207300	50	50	40	
	Slim Track FX-QMS-G1-TU15H6-300	4052899448865	50	50	40	
	Slim Track FX-QMS-G1-TU15H6W3-300	4052899448889	50	50	40	
	Slim Track FX-QMS-G1-TU16H12-300	4052899448964	50	50	43	
	Slim Track FX-QMS-G1-TU16H12W3-300	4052899448988	50	50	43	
	Slim Track FX-QMS-G1-TR19H16-300	4052899449008	50	50	43	
	Slim Track FX-QMS-G1-TU16H12LS-300	4052899449046	50	50	43	
	Slim Track FX-QMS-G1-T45D19H19-300	4052899448667	50	50	40	
	Wide Track FX-QMW-G1-TK30D46H27-300	4052899448827	50	50	48	
	Wide Track FX-QMW-G1-TU26H10-300	4062172114165	50	50	45	
	Wide Track FX-QMW-G1-TU26H25W10-300	4052899448773	50	50	45	
	Wide Track FX-QMW-G1-TU26H25W2-300	4052899448841	50	50	45	
	Wide Track FX-QMW-G1-TU26H25-300	4052899448803	50	50	45	

Maximum recommended ambient temperature in case of recessed mounting.

		 Recessed mounting 		TFP300	TFP1000	TFP2000
Type	Product Description	Product code (EAN)	Ambient Temperature °C			
	Slim Track LTS-2000	4062172207300	50	48	38	
	Slim Track FX-QMS-G1-TU15H6-300	4052899448865	50	48	38	
	Slim Track FX-QMS-G1-TU15H6W3-300	4052899448889	50	48	38	
	Slim Track FX-QMS-G1-TU16H12-300	4052899448964	50	50	40	
	Slim Track FX-QMS-G1-TU16H12W3-300	4052899448988	50	50	40	
	Slim Track FX-QMS-G1-TR19H16-300	4052899449008	50	50	40	
	Slim Track FX-QMS-G1-TU16H12LS-300	4052899449046	50	50	40	
	Slim Track FX-QMS-G1-T45D19H19-300	4052899448667	50	48	38	
	Wide Track FX-QMW-G1-TK30D46H27-300	4052899448827	50	50	45	
	Wide Track FX-QMW-G1-TU26H10-300	4062172114165	50	50	40	
	Wide Track FX-QMW-G1-TU26H25W10-300	4052899448773	50	48	38	
	Wide Track FX-QMW-G1-TU26H25W2-300	4052899448841	50	48	38	
	Wide Track FX-QMW-G1-TU26H25-300	4052899448803	50	48	38	

Note: -the table is for application evaluation only; always ensure that Tc do not exceed the maximum allowed value.
-compatibilities tested including cover, except for FX-QMS-TU15H6, FX-QMS-TU15H6W3

Disclaimer

Subject to change without notice. Errors and omission excepted. Make sure to use the most recent release. All values are average typical and cannot be used as reference for compliance tests. Always refer to the official data on web site: www.osram.com

* LEDs used in OSRAM strips are single BIN 3 SDCM ellipse.

** Always ensure that Tc will not exceed the maximum allowed value (e.g. suggested aluminum bar section: 8x2mm or equivalent).

OSRAM GmbH

Head Office:

Marcel-Breuer-Strasse 6
80807 Munich, Germany
Phone +49 89 6213-0
Fax +49 89 6213-2020
www.osram.com

The OSRAM logo is displayed in a bold, orange, sans-serif font. The letters are thick and closely spaced, with a slight shadow effect behind them.