

Light is OSRAM



## OT SLIM 30/220-240/24


Constant Voltage LED driver

### Benefits

- Long lasting and high reliability.
- Super slim cross section for installation flexibility.
- Independent housing design to fit any applications.
- Through loop input connection

### Applications

- Cove lighting, handrail, light boxes
- Compact luminaires, tracks.
- Suitable for indoor
- CLASS II protection



Housing material: plastic, white

\* image for information purpose only

### Approvals



Valid only if printed on product. When not printed on product label, they are under evaluation.

L	270 mm	Total length
L1	222 mm	Holes interaxis
B	30 mm	Width
H	17,5 mm	Height

### Product Features

- Independent (Class II protection)
- SELV,  $V_{out}$ : 24,2 V
- $t_a$  range -25...+45°C
- Overload/Over temperature/Short circuit protection, automatic, reversible
- $T_c$  max = 75°C
- Low THD < 5%
- Low ripple < 5%
- Input voltage: 220–240 V<sub>AC</sub> / 220–240 V<sub>DC</sub>
- 50'000 h lifetime at  $T_c$  max \*\*
- 5 years guarantee\*

\*10% cumulated failure, \*\* 24 h = 14 h ON 10 h Standby

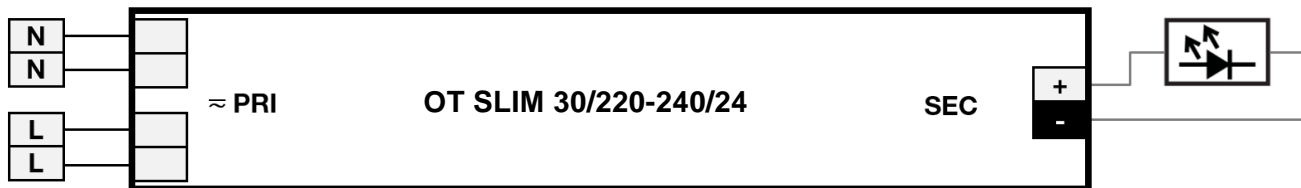
	Item	Value	Unit	Remarks
INPUT	Nominal line voltage	220 – 240 220 – 240	V <sub>ac</sub> V <sub>DC</sub>	EMI filter to be applied by installer if V <sub>DC</sub> is used, to keep CE approval. <sup>(1)</sup>
	Mains line frequency	0 / 50 / 60	Hz	
	AC voltage range	195.5 – 276	V	Permitted voltage range
	DC voltage range	176 – 250	V	Permitted voltage range
	Nominal current	0.180	A	Full load, 230 V <sub>ac</sub> , 50 Hz
	Total Harmonic Distortion (THD)	< 5	%	Full load, 230 V <sub>ac</sub> , 50 Hz, see graphs
	Power factor λ	> 0,95		Full load, 230 V <sub>ac</sub> , 50 Hz, see graphs
	Efficiency in full load	86	%	Typical, Full load, 230 V <sub>ac</sub> , 50 Hz, see graphs
	Device power loss	4.9	W	Full load, 230 Vac, 50 Hz, Typical
	Intended for no-load application	No		Secondary switching not allowed
	Protection class	II		
	Suitable for fixtures with prot. Class	I & II		
	Inrush current	30	A	Full Load, 240 V <sub>ac</sub> , Cold Start Duration = 300 μs, 50% / 50% I <sub>pk</sub>
	Max. units per circuit breaker:			
	Max. ECG no. on circuit breaker 16 A (B)	14		
	Max. ECG no. on circuit breaker 25 A (B)	22		
	Max. ECG no. on circuit breaker 10 A (C)	15		
	Max. ECG no. on circuit breaker 16 A (C)	23		
Max. ECG no. on circuit breaker 25 A (C)	37			
Max. ECG no. on circuit breaker 32 A (C)	47			
OUTPUT	Nominal voltage	24.2	V	
	Voltage accuracy	± 5	%	@ 220 – 240 V <sub>ac</sub>
	Open circuit voltage Max.	25	V	
	Voltage range	23.3 - 25	V	
	Voltage ripple	± 5	%	Ripple / average @ 100 Hz; Full load
	Nominal output power	30	W	
	Maximum output power	30	W	
	Power range	0 – 30	W	PF (λ), THD and EMI verified between 12-30 W
	Leakage current	< 0.7	mA	240 V <sub>ac</sub>
	Galvanic isolation	SELV		
ENVIRONMENTAL	Ambient temperature range	-25...+45	°C	
	Max. temperature at T <sub>c</sub> test point	+75	°C	Measured on T <sub>c</sub> point, T <sub>a</sub> not exceeded
	Storage temperature range	-40...+85	°C	
	Permitted rel. humidity during operation	5 – 85	%	Not condensing
	Surge capability (L vs N)	1	kV	acc to. EN 61547
	IP protection class	IP 20		
	Mains switching cycles	> 50000	cycles	@ T <sub>a</sub> = 25°C
	Expected ECG lifetime	50000	h	@ T <sub>a</sub> = 45°C, T <sub>c</sub> = 75°C and 10% failure rate, 14 h ON and 10 h stand-by per day
	Overheating protection	Yes		Auto reversible
	Overload protection	Yes		Auto reversible
	Intended for no-load operation	No		
	Short-circuit protection	Yes		Auto reversible
	Type of connection	Cables		
	Dimensions	270 x 30 x 17.5	mm	L x W x H
	Holes interaxis	222	mm	
	Weight	120	g	
Casing material	Plastic		White RAL9010	

<sup>(1)</sup>: EMI filter to be installed only on DC operation to keep CE approbation. ENEC is not valid in DC operation

<sup>(2)</sup>: Stand-by and secondary switching is not allowed

**Protection**

Over temperature, Overload, Short-circuit. Auto reversible.




<b>INPUT</b>	Terminal	Screw terminal		Through loop 2L / 2N
	Wire peeling length	5	mm	
	Cable cross section	0.75 - 1.5	mm <sup>2</sup>	H03VV-F 2x0.75 mm <sup>2</sup> H05VV-H2/F 2X0.75 mm <sup>2</sup> H03VV-H2/F 2x0.75 mm <sup>2</sup> H05VV-F 2x1.5 mm <sup>2</sup>
<b>OUTPUT</b>	Terminal	Screw terminal		1 LED+ / 1 LED-
	Wire peeling length	5	mm	
	Cable cross section	0.75 - 1.5	mm <sup>2</sup>	H03VV-F 2x0.75 mm <sup>2</sup> H05VV-H2/F 2X0.75 mm <sup>2</sup> H03VV-H2/F 2x0.75 mm <sup>2</sup> H05VV-F 2x1.5 mm <sup>2</sup>
		20	AWG	

**Led wire length**

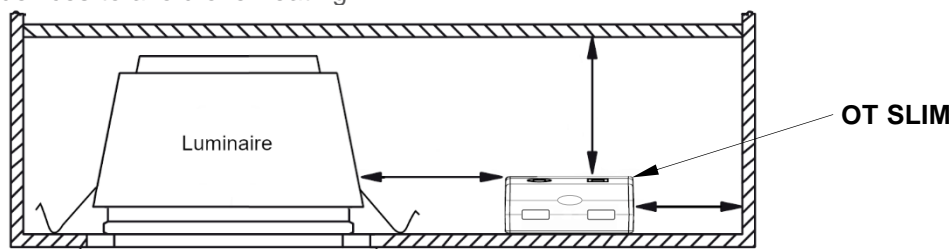
EMI pass verified with wire length of 2 m, from the ECG to the LED module at full load. Wiring longer than 2 m from ECG to LED module is possible, but site installation conditions may interfere with EMI with these longer cables. EMI is therefore not verified in this condition. For longer lengths than 2 m, appropriate cable cross section must be carefully selected to reduce voltage drop.

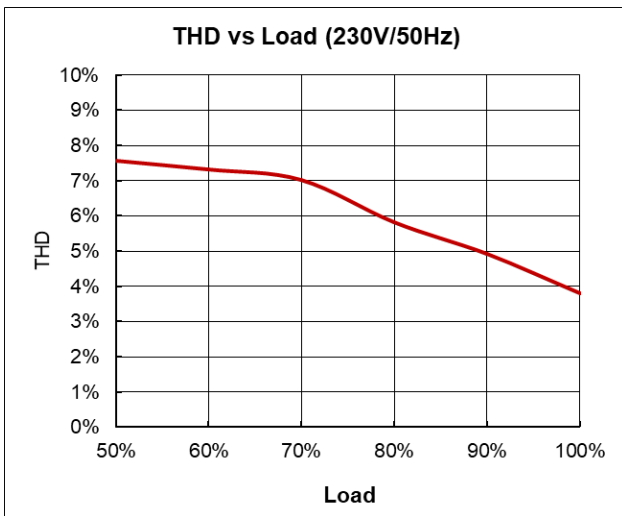
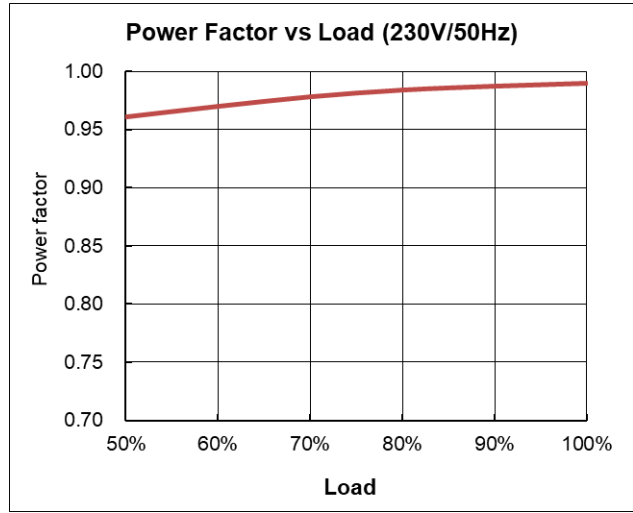
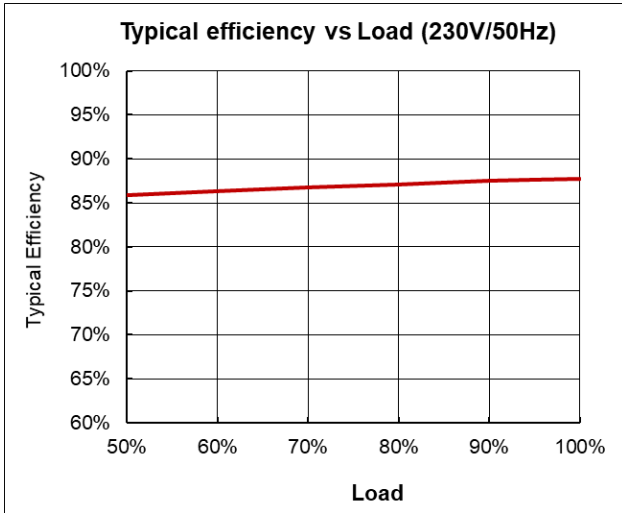
**Product drawing**



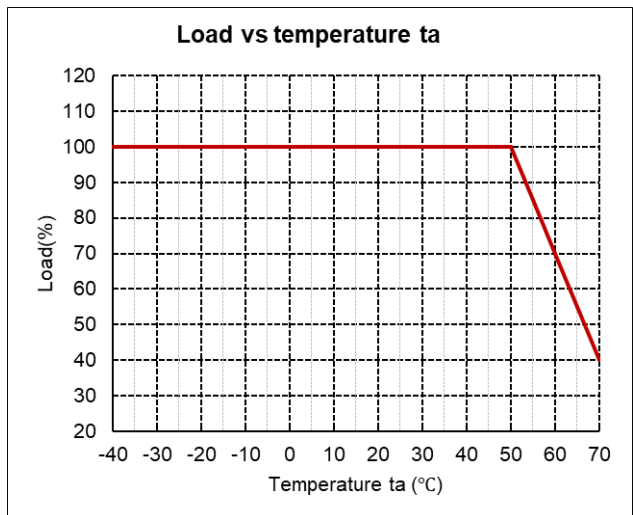
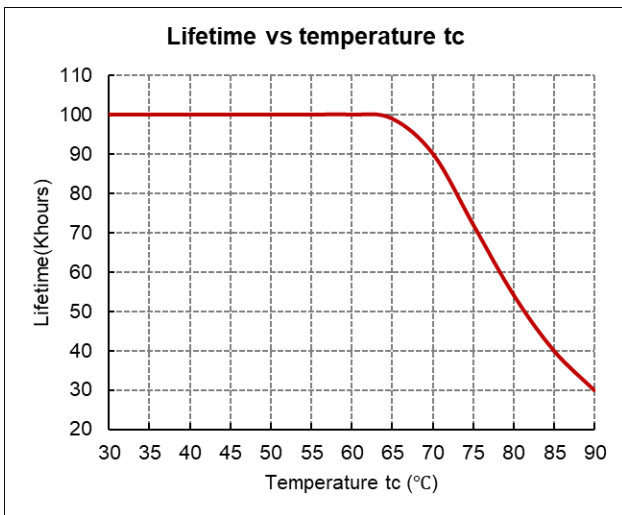
**Installation requirements**

It is suggested to keep the side and top of the driver at sufficient distance from other surfaces or other devices to avoid overheating.





— OT SLIM 30/220-240/24



## Remarks

- **Output short circuit protection:** auto reversible when fault removed
- **Output overload protection:** auto reversible when fault removed
- **Over temperature protection:** the unit is protected against temporary overheating by shutting the unit down, auto reversible when temperature decreases
- **Dimming compatibility:** the OT SLIM driver is able work with OSRAM dimmer as dimmable solution. For example: OTi DALI DIM, OT DIM, OT RGBW DIM, OT BLE DIM. It is recommended to check the performance of total system in design-in stage.
- **Application:** the driver is intended for supply power to 24 V LED light sources like – but not limited to – OSRAM LINEARlight FLEX® and Tec Flex LED flexible strips, OSRAM BackLED® and BoxLED® 24 V modules, OSRAM LINEARlight® Rigid FINESSE systems.
- **Use of product under  $V_{DC}$ :** EMI filter to be applied by installer if  $V_{DC}$  is used, to keep CE approval. ENEC approbation is not valid in DC operation
- **No-load conditions:** hot plug-in or secondary switching of LEDs is not permitted. Please take care to switch the driver off via L.
- Intended for use with LED modules.
- The forward voltage of the LED light source shall be within the defined operating window of the control gear in all operating conditions including dimming if applicable.
- **Ecodesign regulation information:**  
Intended for use with LED modules. The forward voltage of the LED light source shall be within the defined operating window of the control gear in all operating conditions including dimming if applicable. Separate control gear and light sources must be disposed of at certified disposal companies in accordance with Directive 2012/19/EU (WEEE) in the EU and with Waste Electrical and Electronic Equipment (WEEE) Regulations 2013 in the UK. For this purpose, collection points for recycling centres and take-back systems (CRSO) are available from retailers or private disposal companies, which accept separate control gear and light sources free of charge. In this way, raw materials are conserved and materials are recycled.

EN 61347-1

EN 61347-2-13

EN 55015

EN 61547

EN 61000-3-2

EN 61000-3-3

EN 60598-1

EN 62384

<b>Product name</b>	<b>EAN 10</b>	<b>EAN 40</b>	<b>Pieces / Shipping carton</b>
OT SLIM 30/220-240/24	4062172135733	4062172135740	50

**OSRAM GmbH**

Head Office:

Marcel-Breuer-Strasse 6

80807 Munich, Germany

Phone +49 89 6213-0

[www.osram.com](http://www.osram.com)

