GW T3LWF1.EM

DURIS® L 38

The SOLERIQ® L 38 combines high efficacy and a wide beam angle into small footprint (32.0mm x 2.2mm), which is ideal choice for all 360° bulb and candle light application.

Applications

- Accent (BAR)
- Architecture / Garden Lighting (LED & Laser)
- Area Lights
- Lamp Retrofits
- Mood Lighting
- Portable LED Lighting
- Stage Lighting (LED & Laser)
- Table Lamp

Features:

- Package: Chip-on-Board
- Typ. Radiation: 180°
- Color temperature: 2200K - 2700K
- CRI: 82 (min.)

Discontinued

Ordering Information

Type	Color temperature	Luminous Flux [1] I_F = 30 mA Φ_V	Ordering Code
GW T3LWF1.EM-MRMT-22S5-1	2200 K	210.0 ... 259.0 lm	Q65112A5029
GW T3LWF1.EM-MSMU-25S5-1	2500 K	224.0 ... 280.0 lm	Q65112A5028
GW T3LWF1.EM-MTNP-27S5-1	2700 K	240.0 ... 304.0 lm	Q65112A5030

Discontinued

Maximum Ratings

Parameter	Symbol		Values
Operating Temperature	T_{op}	min. max.	-40 °C 55 °C
Storage Temperature	T_{stg}	min. max.	-40 °C 100 °C
Junction Temperature	T_j	max.	150 °C
Forward Current	I_F	max.	40 mA
Reverse voltage [2)]	V_R		Not designed for reverse operation

Discontinued

Characteristics

I_F = 30 mA

Parameter	Symbol		Values
Viewing angle at 50% I_V	2φ	typ.	360 °
Forward Voltage [3] I_F = 30 mA	V_F	min. typ. max.	47.00 V 50.00 V 53.00 V
Reverse current [2]	I_R		Not designed for reverse operation
Color Rendering Index [4]	CRI	min.	82

Discontinued

Brightness Groups

Group	Luminous Flux [1] I_F = 30 mA min. Φ_V	Luminous Flux [1] I_F = 30 mA max. Φ_V
MR	210.0 lm	224.0 lm
MS	224.0 lm	240.0 lm
MT	240.0 lm	259.0 lm
MU	259.0 lm	280.0 lm
NP	280.0 lm	304.0 lm

Forward Voltage Groups

Group	Forward Voltage [3] I_F = 30 mA min. V_F	Forward Voltage [3] I_F = 30 mA max. V_F
B1	47.00 V	48.00 V
C1	48.00 V	49.00 V
D1	49.00 V	50.00 V
E1	50.00 V	51.00 V
F1	51.00 V	52.00 V
G1	52.00 V	53.00 V

Discontinued

Chromaticity Coordinate Groups

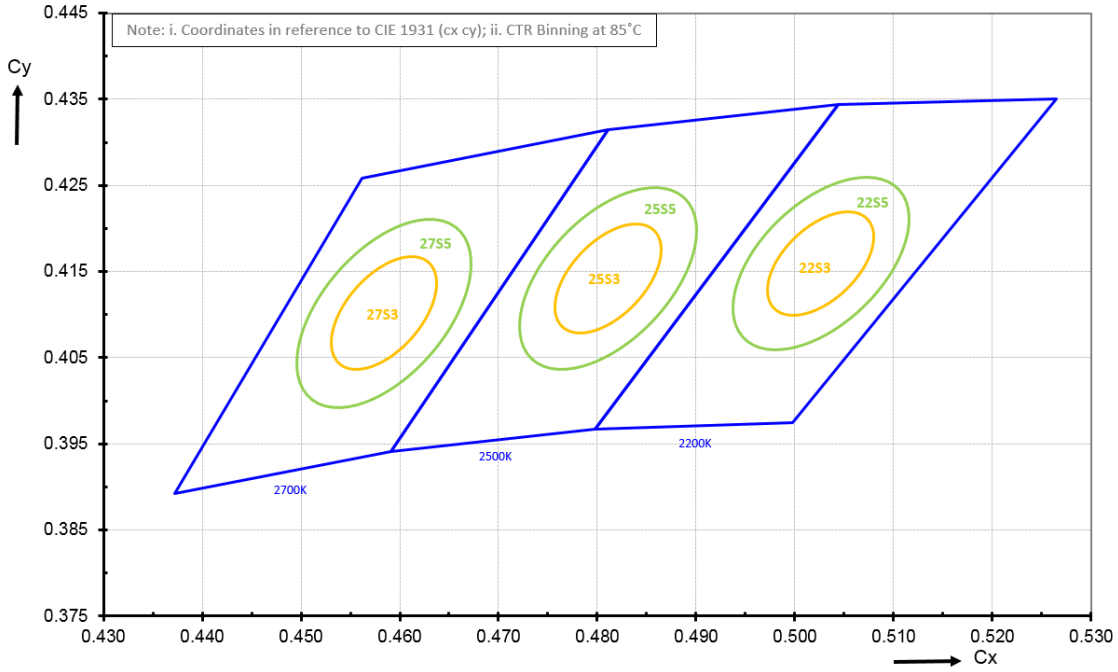

Discontinued

OSRAM
Opto Semiconductors

Group Name on Label

Example: MR-22S3-B1

Brightness	Wavelength	Forward Voltage
MR	22S3	B1

Discontinued

Dimensional Drawing [5)]

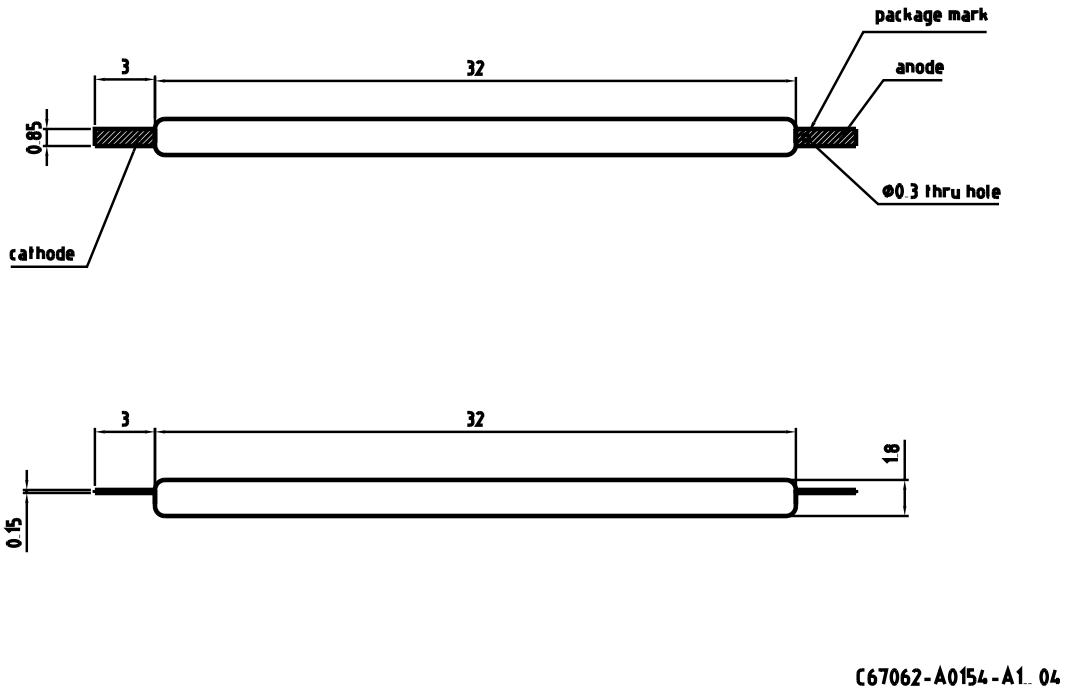

Further Information:

Approximate Weight: 219.0 mg

Package marking: Anode

Discontinued

Packing Sequence [5)]

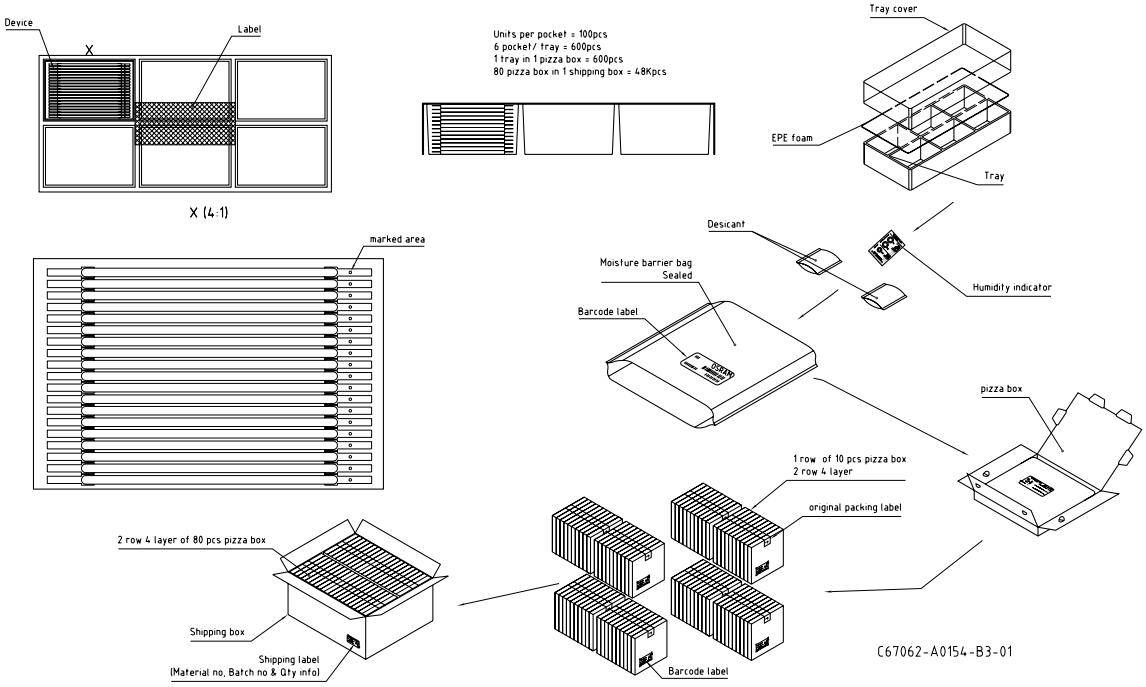

Discontinued

OSRAM
Opto Semiconductors

Barcode-Product-Label (BPL)

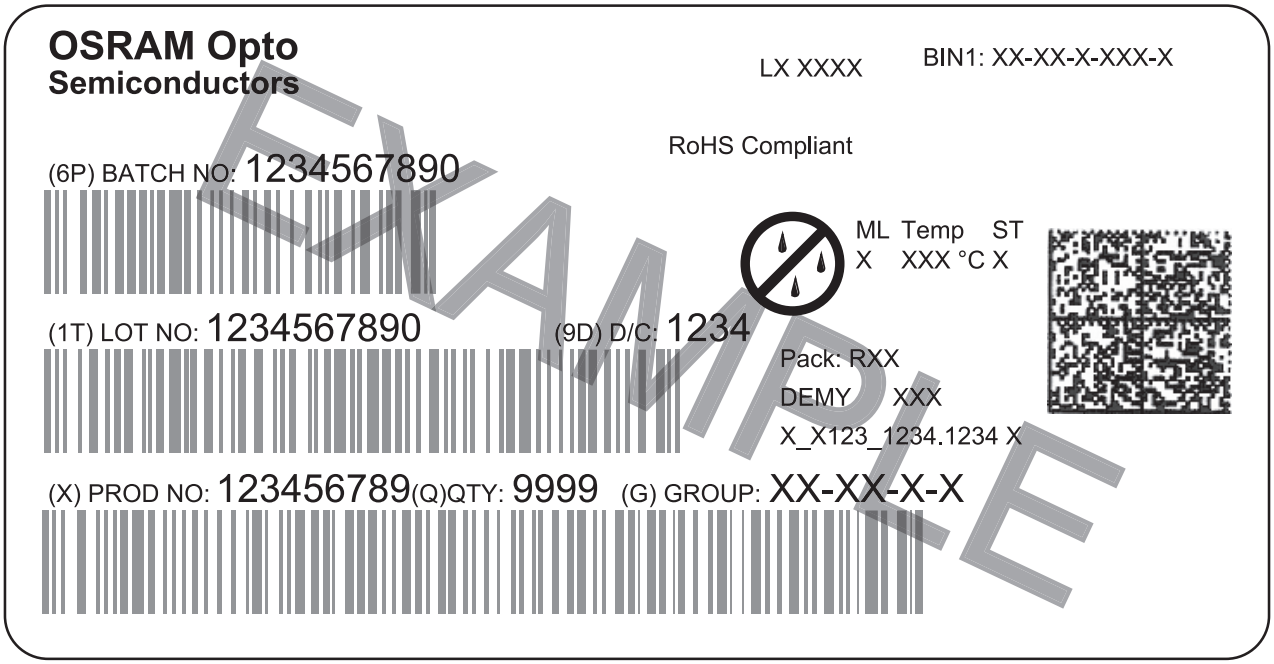

OHA04563

Schematic Transportation Box [5)]

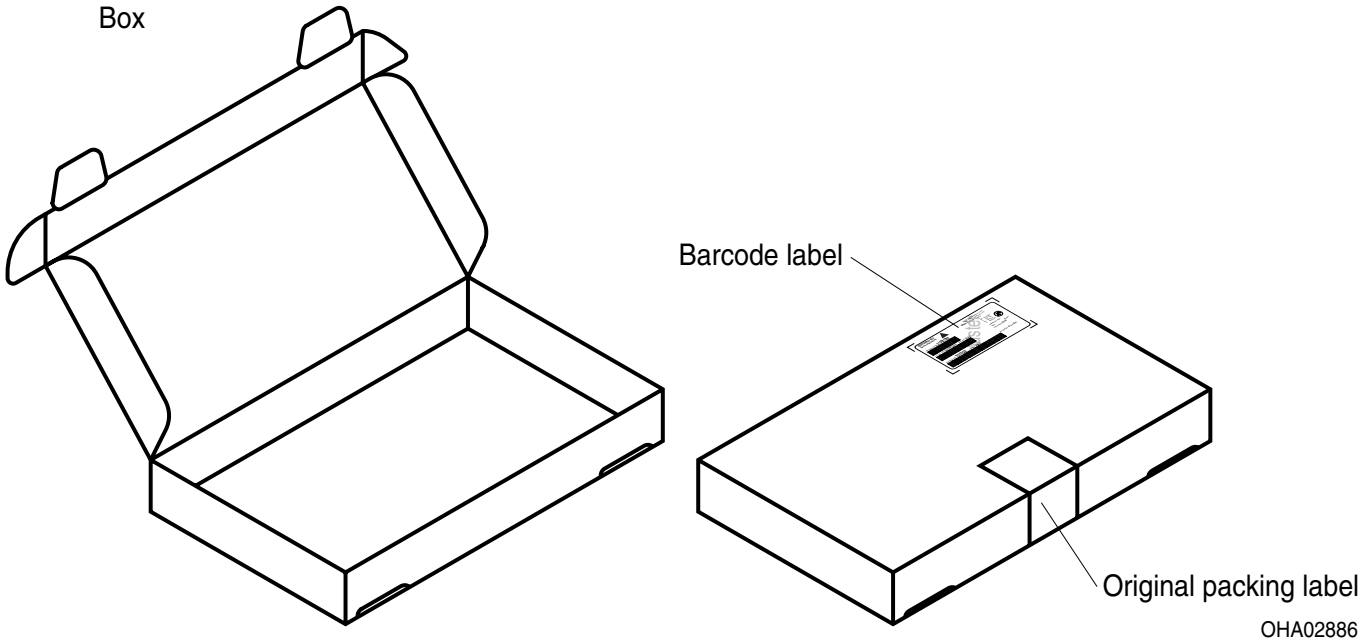

OHA02886

Discontinued

Dimensions of Transportation Box

Width	Length	Height
333 ± 5 mm	218 ±5 mm	28 ± 5 mm

Discontinued

Notes

The evaluation of eye safety occurs according to the standard IEC 62471:2006 (photo biological safety of lamps and lamp systems). Within the risk grouping system of this IEC standard, the device specified in this data sheet falls into the class **low risk (exposure time 100 s)**. Under real circumstances (for exposure time, conditions of the eye pupils, observation distance), it is assumed that no endangerment to the eye exists from these devices. As a matter of principle, however, it should be mentioned that intense light sources have a high secondary exposure potential due to their blinding effect. When looking at bright light sources (e.g. headlights), temporary reduction in visual acuity and afterimages can occur, leading to irritation, annoyance, visual impairment, and even accidents, depending on the situation.

Subcomponents of this device contain, in addition to other substances, metal filled materials including silver. Metal filled materials can be affected by environments that contain traces of aggressive substances. Therefore, we recommend that customers minimize device exposure to aggressive substances during storage, production, and use. Devices that showed visible discoloration when tested using the described tests above did show no performance deviations within failure limits during the stated test duration. Respective failure limits are described in the IEC60810.

This device is designed for specific/recommended applications only. Please consult OSRAM Opto Semiconductors Sales Staff in advance for detailed information on other non-recommended applications (e.g. automotive).

Change management for this component is aligned with the requirements of the lighting market.

For further application related information please visit www.osram-os.com/appnotes

Discontinued

Disclaimer

Attention please!
The information describes the type of component and shall not be considered as assured characteristics. Terms of delivery and rights to change design reserved. Due to technical requirements components may contain dangerous substances.
For information on the types in question please contact our Sales Organization.
If printed or downloaded, please find the latest version on the OSRAM OS website.

Packing
Please use the recycling operators known to you. We can also help you – get in touch with your nearest sales office. By agreement we will take packing material back, if it is sorted. You must bear the costs of transport. For packing material that is returned to us unsorted or which we are not obliged to accept, we shall have to invoice you for any costs incurred.

Product and functional safety devices/applications or medical devices/applications
OSRAM OS components are not developed, constructed or tested for the application as safety relevant component or for the application in medical devices.
OSRAM OS products are not qualified at module and system level for such application.

In case buyer – or customer supplied by buyer – considers using OSRAM OS components in product safety devices/applications or medical devices/applications, buyer and/or customer has to inform the local sales partner of OSRAM OS immediately and OSRAM OS and buyer and /or customer will analyze and coordinate the customer-specific request between OSRAM OS and buyer and/or customer.

Discontinued

Glossary

1) **Brightness:** Brightness values are measured during a current pulse of typically 10 ms, with a tolerance of +/- 7%.

2) **Reverse Operation:** Not designed for reverse operation. Continuous reverse operation can cause migration and damage of the device.

3) **Forward Voltage:** The Forward voltage is measured during a current pulse duration of typically 1 ms with a tolerance of ± 0.05V .

4) **Color reproduction index:** Color reproduction index values (CRI-RA) are measured during a current pulse of typically 10 ms and with a tolerance of ±2.

5) **Tolerance of Measure:** Unless otherwise noted in drawing, tolerances are specified with ±0.1 and dimensions are specified in mm.

Discontinued

Revision History

Version	Date	Change
1.0	2020-08-28	Discontinued

Discontinued

Published by OSRAM Opto Semiconductors GmbH
Leibnizstraße 4, D-93055 Regensburg
www.osram-os.com © All Rights Reserved.

EU RoHS and China RoHS compliant product

此产品符合欧盟 RoHS 指令的要求；
按照中国的相关法规和标准，不含有毒有害物质或元素。

Discontinued