

## Infrared (IR) spectroscopy with the SFH 4735, SFH 4736 and the SFH 4776 – Background & technology

### Application Note



**Valid for:**

OSLON® Black Flat SFH 4735

OSLON® Black SFH 4736

SYNIOS® P2720 SFH 4776

### Abstract

*Imagine you can check if the mangos on the market are sweet – without even touching them...*

*Imagine you can verify if your prescribed medical tablets contain the life-saving compound – or if they are counterfeits...*

*Imagine you can check the calories of your favorite cheese dish – before eating...*

*Imagine all this is possible with one fingertip on your smartphone...*

The SFH 4735, the SFH 4736 and the SFH 4776 are precisely designed to support this innovation.

This application note covers briefly the background of spectroscopy and the case for the broadband emitter series.

## Table of contents

A. Infrared (IR) spectroscopy .....	2
B. System components .....	4

---

### A. Infrared (IR) spectroscopy

To identify an unknown compound molecular spectroscopy based on infrared light can be used.

The physical principle is as follows:

Every molecule consists of several atoms. The bonds between the atoms can be excited by light with a characteristic wavelength (i.e. color). This leads to short time vibrations within the molecule (see Figure 1).

This specific wavelength depends on the strength of the bonds and the mass of the atoms and is very unique for each molecule. Since no two organic compounds have the same characteristics they can be identified with certainty by analyzing its absorption spectrum (see Figures 2 and 3) and matching it with a database.

---

Figure 1: Only the characteristic wavelength will be absorbed by the molecule and leads to short term vibrations. This wavelength is unique and kind of “fingerprint” for the particular molecule/ compound

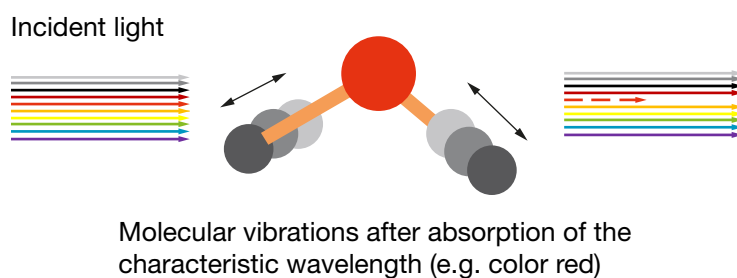


Figure 2: Typical absorption spectrum vs. wavelength of pure water (H<sub>2</sub>O) in the near-IR region. The peak at around 970 nm is characteristic for pure water

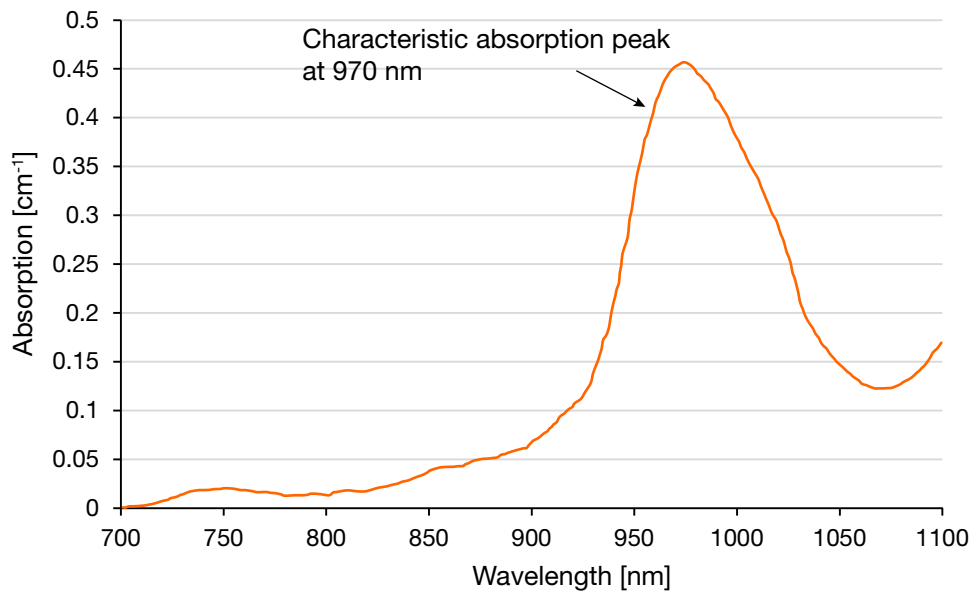
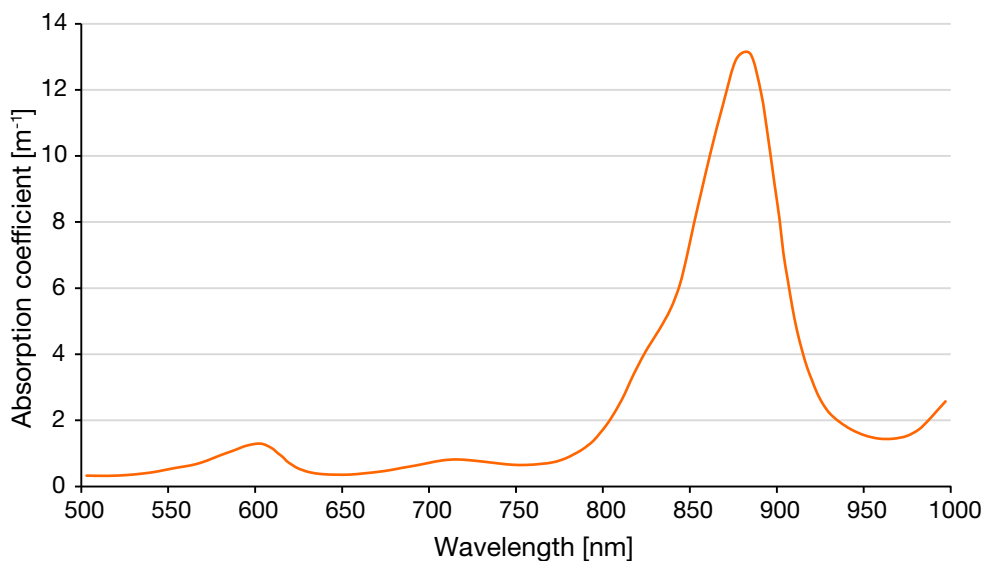


Figure 3: Typical absorption spectrum vs. wavelength of fat in the near-IR region



The most simple and natural of this system is the combination of sunlight and the human eye (see Figure 4). The sun acts as a “broadband” light source. It shines on e.g. roads and plants. Leaves absorb every color of the sunlight, except the green color (which gets reflected off the leaves). Then the human eye, acting as a wavelength selective detector (detecting blue, green and red, analogous to today’s digital cameras), receives (i.e. sees) only the green light. Thus we — as a human database — identify the leaf as green and usually (in combination with our knowledge) identify it as a leaf. This is different to a dry brown leaf, which reflects different colors.

Figure 4: Kind of “natural” spectroscopy system

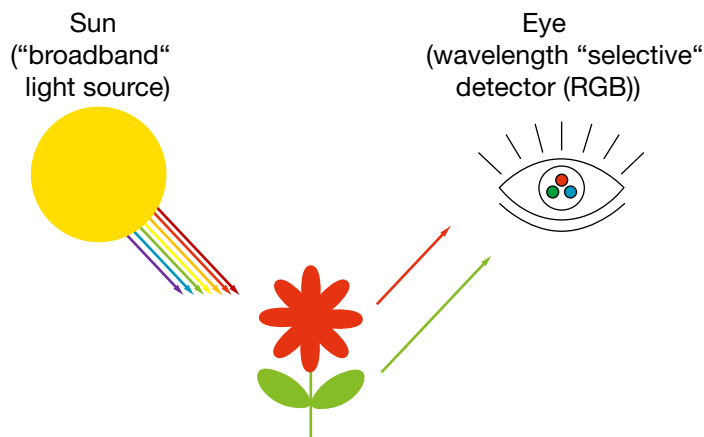
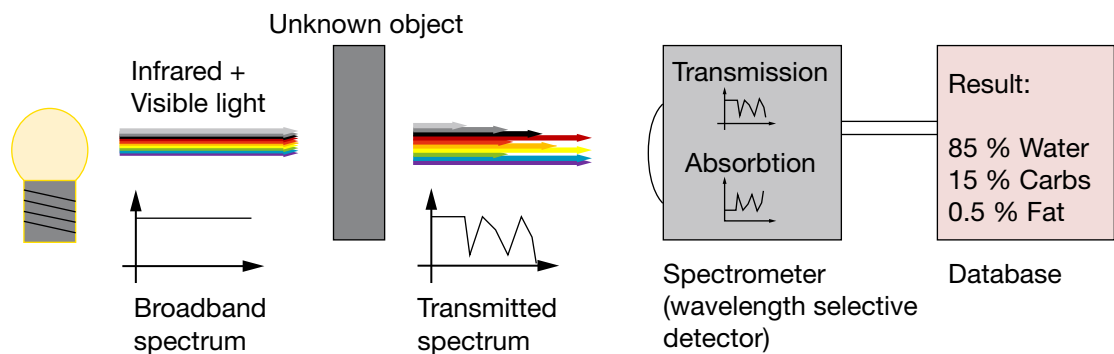


Figure 5 presents a simple technical realization of such an infrared spectroscopy system. It is an arrangement which works in transmission through the unknown compound. Alternative system realizations work in reflective mode.

Figure 5: Basic block diagram of a spectroscopy system. The light source is a broadband traditional light bulb which emits light from visible into infrared region. For near-IR systems the lamp can be replaced with the new broadband emitter series

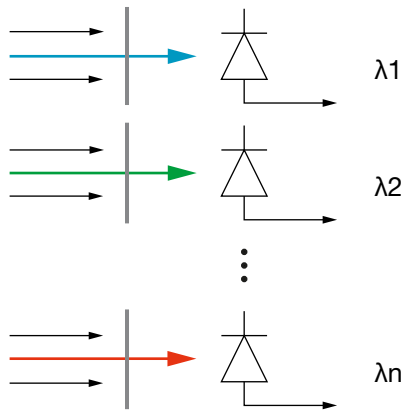


## B. System components

There are several key components of such a system: The light source, the wavelength selective detector and the database to match the measured spectrum to identify the molecule.

The wavelength sensitive detector can be a (micro-) spectrometer with gratings to separate the wavelength, a large monochromator or even a tiny photodiode array (e.g. CMOS camera chip) with wavelength selective filters on top of it (see Figure 6).

Figure 6: Simplified block diagram of a wavelength selective photodiode array based on selective filter elements



In traditional systems often light bulbs are used as their black body radiation is very broad and covers a wide wavelength range.

However, light bulbs are bulky and have only limited lifetime. While this is fine with laboratory instruments it is a blocking point for developing tiny handheld-style spectrometers.

To solve this problem, OSRAM Opto Semiconductors has developed a novel LED-based light source to enable development of ultra-compact IR-spectrometers which fit into smartphones or USB sticks.

Key requirements for such a solid-state broadband light source are:

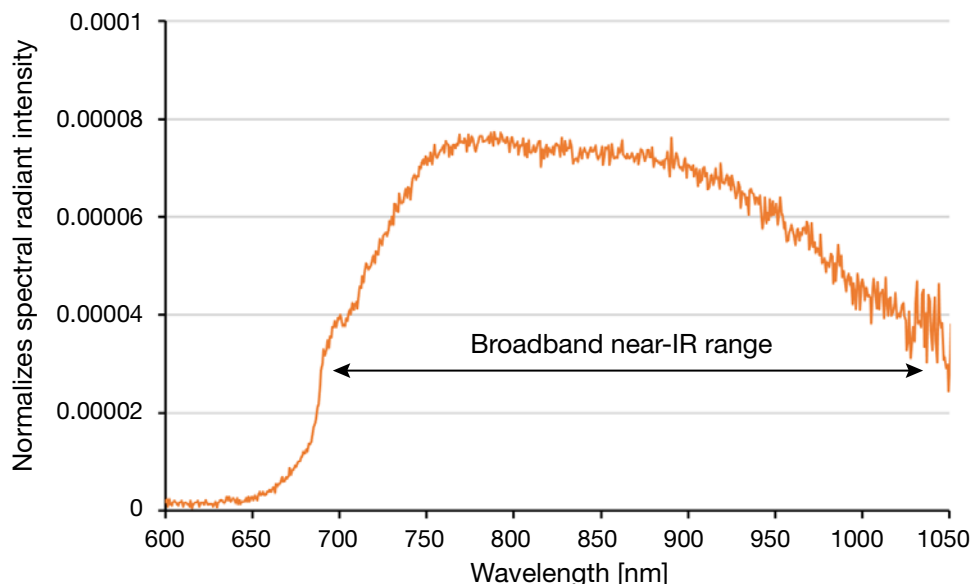
- **Broad wavelength range:**  
Covering the near-IR range from 650 nm – 1050 nm perfectly matching the sensitivity of low-cost silicon-based detectors.
- **Smooth spectrum:**  
Covering the near-IR range with a stable spectrum without major dips and peaks.
- **Long lifetime:**  
No replacements of the light source anymore. This allows very compact module designs.
- **Compact size:**  
Allowing realization of ultra-compact spectrometers for implementation into smartphones.
- **Blue background light:**  
Allows the user to easily identify which compound is scanned and analyzed. The stylish blue light has same radiation characteristics as the invisible IR light.

- **Small emitting size:**  
A small emitting size (small etendue) vs. traditional light sources allows compact optics for tiny modules.
- **Fast modulation capability:**  
Allows modulation and short on-times to save valuable battery power vs. traditional light sources (even allowing compensation for ambient light).
- **High efficiency:**  
Particular suited for mobile applications to save battery power.
- **Wide operating temperature range:**  
Allows operation without active cooling (fan) for tiny module design.
- **Low cost:**  
Opens up new markets for spectroscopy. Bringing down system costs from thousands of \$\$ to single digit \$\$.

All the above requirements are met by the new broadband near-IR light sources from OSRAM Opto Semiconductors.

Figure 7 presents the typical spectral radiant intensity of the SFH 4776. The spectral range has been designed to cover the complete near-IR range from 650 nm to 1050 nm to match the sensitivity of low cost Si-based detectors (e.g. modified CMOS-based camera sensors.)


Figure 7: Typical spectrum of the broadband near-IR LED SFH 4776.




The products are based on state-of-the-art OSRAM Opto Semiconductors conversion technology and come in three product variations.

The SFH 4735 was the worldwide first NIR broadband emitter on the market. SFH 4736 is the industrial optimized version with lens for narrow angle applications and the SFH 4776 according to its small dimensions is the best choice for mobile applications such as smartphones (Figure 8).

Figure 8: Productportfolio of the broadband emitter series



SFH 4735  
OSLON® Black Flat



SFH 4736  
OSLON® Black



SFH 4776  
SYNIOS® P2720



**Don't forget:** LED Light for you is your place to be whenever you are looking for information or worldwide partners for your LED Lighting project.

[www.ledlightforyou.com](http://www.ledlightforyou.com)

## **ABOUT OSRAM OPTO SEMICONDUCTORS**

OSRAM, Munich, Germany is one of the two leading light manufacturers in the world. Its subsidiary, OSRAM Opto Semiconductors GmbH in Regensburg (Germany), offers its customers solutions based on semiconductor technology for lighting, sensor and visualization applications. OSRAM Opto Semiconductors has production sites in Regensburg (Germany), Penang (Malaysia) and Wuxi (China). Its headquarters for North America is in Sunnyvale (USA), and for Asia in Hong Kong. OSRAM Opto Semiconductors also has sales offices throughout the world. For more information go to [www.osram-os.com](http://www.osram-os.com).

## **DISCLAIMER**

**PLEASE CAREFULLY READ THE BELOW TERMS AND CONDITIONS BEFORE USING THE INFORMATION SHOWN HEREIN. IF YOU DO NOT AGREE WITH ANY OF THESE TERMS AND CONDITIONS, DO NOT USE THE INFORMATION.**

The information provided in this general information document was formulated using the utmost care; however, it is provided by OSRAM Opto Semiconductors GmbH on an "as is" basis. Thus, OSRAM Opto Semiconductors GmbH does not expressly or implicitly assume any warranty or liability whatsoever in relation to this information, including – but not limited to – warranties for correctness, completeness, marketability, fitness for any specific purpose, title, or non-infringement of rights. In no event shall OSRAM Opto Semiconductors GmbH be liable – regardless of the legal theory – for any direct, indirect, special, incidental, exemplary, consequential, or punitive damages arising from the use of this information. This limitation shall apply even if OSRAM Opto Semiconductors GmbH has been advised of possible damages. As some jurisdictions do not allow the exclusion of certain warranties or limitations of liabilities, the above limitations and exclusions might not apply. In such cases, the liability of OSRAM Opto Semiconductors GmbH is limited to the greatest extent permitted in law.

OSRAM Opto Semiconductors GmbH may change the provided information at any time without giving notice to users and is not obliged to provide any maintenance or support related to the provided information. The provided information is based on special conditions, which means that the possibility of changes cannot be precluded.

Any rights not expressly granted herein are reserved. Other than the right to use the information provided in this document, no other rights are granted nor shall any obligations requiring the granting of further rights be inferred. Any and all rights and licenses regarding patents and patent applications are expressly excluded.

It is prohibited to reproduce, transfer, distribute, or store all or part of the content of this document in any form without the prior written permission of OSRAM Opto Semiconductors GmbH unless required to do so in accordance with applicable law.

## **OSRAM Opto Semiconductors GmbH**

Head office:

Leibnizstr. 4  
93055 Regensburg  
Germany  
[www.osram-os.com](http://www.osram-os.com)

The logo consists of the word "OSRAM" in a large, bold, orange sans-serif font. Below it, the words "Opto Semiconductors" are written in a smaller, black sans-serif font.