

CONNECTsystem for Colormix Flex

LF-4x Flex



Benefits

- Universal feeder and connector for LINEARlight Colormix Flex modules with 8mm
- Assembly without tools
- Reduced assembly time

Applications

- Connect system for LINEARlight Colormix Flex modules, 8mm width

Technical Operating Data and Ordering Guide

Product	EAN *	S-Unit *	Max Voltage [V]	Max Current [A]	Diameter of Wire [mm ² / AWG]	Length of Wire [mm]
LF-4PIN Flex	4008321514585	100	25	4	0,14 / 24	500
LF-CONN-10 Flex	4008321955333	200	25	3	0,057 / 30	10
LF-CONN-150 Flex	4008321955340	200	25	3	0,057 / 30	150

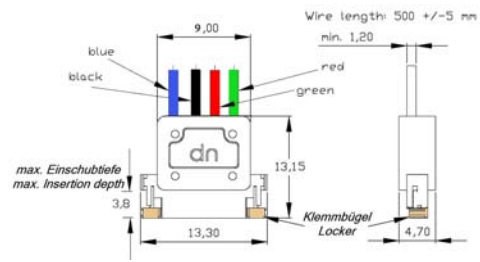
*) EAN: Bag containing 10 pieces
S-Unit: Modules per shipping unit

Technical Features

- Feeder LF-4PIN Flex for connection of all LINEARlight Flex with power supply
- Board to board connection of two Flex modules:
LF-CONN-10 Flex for short gaps,
LF-CONN-150 Flex for longer gaps
- Allowed operating temperatur suited to LINEARlight Colormix Flex
- Connection possible at the reel end or at the cut points
- Locking System meets shock and vibration requirements according to IEC 60068-2-6/27
- Use only in indoor applications or in luminaires with IP67 rating

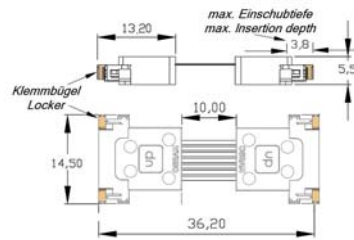

Drawings

LF-4PIN Flex



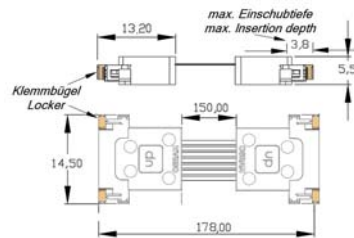
Housing PPS / Polyamide / black
 Isolation of Wires PVC / black/red/green/blue

LF-CONN-10 Flex



Housing PPS / Polyamide / black
 Isolation of Wires Aramid Paper / white

LF-CONN-150 Flex



Housing PPS / Polyamide / black
 Isolation of Wires Aramid Paper / white

Safety Information

- All components of the CONNECTsystem Flex must be assembled to avoid any stress on the wires and/or board connectors. The installer must ensure that there is adequate strain relief between the board connection and the wiring.
- In order to maintain adequate electrical contact, please refrain from repeat removal, maximum of 5, of the CONNECTsystem Flex.
- Installation of LED modules (with power supplies) needs to be made with regard to all applicable electrical and safety standards. Only qualified personnel should be allowed to perform installations.
- The connector has no inverse polarity protection. There will be no electrical function if connector is not well positioned or if polarity is inverse. Several modules can be damaged (see the respective module data sheet).
- The maximum operation current on page 1 may not be exceeded.
- The CONNECTsystem Flex is designed for indoor application only. Any unprotected outdoor use is not allowed.
- A suitable enclosure IP67 is required if the system is to be exposed to humidity and /or dust. Condensation water in the IP67 enclosure is not allowed.

Assembly Information

- For electrical connection of the LINEARlight Colormix Flex modules open the locker by pulling and place the module in the slot. The "up" mark of the CONNECTsystem Flex must face towards to front side of the LED module for an electrical connection between the solder pads and the CONNECTsystem Flex. The CONNECTsystem Flex is locked by pushing locking bar back.
- Pay attention to the correct polarity between feeder LF-4PIN Flex and LED module and power supply:
 - For the feeder LF-4PIN Flex connect the blue cable to the seperated solder pad marked with a B (the CA version has the marking on the opposite site of the connector)
 - Connect the '+' pole of the power supply to the black cable and the red, green, blue cables to the RGB contacts of the power supply
- Particular attention is required when using the connector for board to board connection: The '+' pole of the first module has to be connected to the '+' pole of the second module. In case of wrong polarity no light will be emitted and the moules can be damaged (see the respective module data sheet).

Sales and Technical Support

OSRAM GmbH

Hellabrunner Strasse 1
D - 81536 München
Germany
www.osram.com
+49 (0)89 6213-0

Sales and technical support is given by the local OSRAM subsidiaries.
On our world wide homepage all OSRAM subsidiaries are listed with complete address and phone numbers.

Related and Further Information

- The new dimension of light
153 S006 GB
www.osram.com/led-systems-downloads
- OPTOTRONIC® Technical Guide
130 T008 GB www.osram.com/ecg-downloads
- OPTOTRONIC® Data Sheets
http://catalog.myosram.com
- OSRAM LED systems
www.osram.com/led-systems
- New standards for LED control gear
130 W011 GB
www.osram.com/ecg-download
- Datasheets for LF05CA, LF05CE
153 S006 GB
www.osram.com/led-systems-downloads